

## **Product Summary of XLReporter with Wonderware**



**SyTech, Inc.**

# Contents

<b>Summary</b> .....	<b>3</b>
SYTECH is "THE REPORT COMPANY" .....	3
<b>Product Overview</b> .....	<b>4</b>
XLREPORTER EDITIONS.....	4
DATA INTERFACES.....	5
ARCHITECTURES .....	7

# Summary

## SYTECH IS “THE REPORT COMPANY”

SyTech “TheReportCompany”, Inc. is a leading provider of automated reporting and data analysis software for production and management. Our award-winning software is endorsed by major international manufacturers and Fortune 500 companies throughout the world.

**XLReporter** is designed with the powerful features and functionality of Microsoft Excel. The product provides The Complete Reporting Solution to suit the needs of manufacturing and industry and is designed to be readily usable by both production and management.

### **XLReporter’s creative design was awarded the coveted Control Engineering Editor’s Choice Award**

Creating Excel reports with the **XLReporter Professional** consists of four steps: **Design**, **Report**, **Manage** and **Distribute**.

- **Design.** Design a report template in Excel and specify the source of the data, e.g., real time, historical, analytic and database. If the template is to be used on-demand, then an interactive form is also designed.
- **Report.** Defines a schedule to generate reports from the template periodically (e.g., every day), triggered on an event (e.g., the end of a batch) or initiated from custom scripts. On demand reports can be generated from the interactive form, locally or across the network.
- **Manage.** Apply analysis and data management to turn the raw data into meaningful report information.
- **Distribute.** Determine the format of the final report and the people who will receive it. Completed reports are stored in XLS, PDF or HTML format and may be sent automatically to printers, email, file servers and web servers.

# Product Overview

## XLREPORTER EDITIONS

**XLReporter** is provided in four editions Standard, Suite, Professional and Team.

	Standard	Suite	Pro	Team
Template design entirely in Microsoft Excel	✓	✓	✓	✓
Unlimited templates	✓	✓	✓	✓
Use government and regulatory templates	✓	✓	✓	✓
Dynamic range support for all Excel features	✓	✓	✓	✓
Data visualization beyond Excel	✓	✓	✓	✓
Export data to process tags, smartphone and XML	✓	✓	✓	✓
Automatic reporting on periodic and event triggers	✓	✓	✓	✓
Automatic output to printers, Excel files and web pages	✓	✓	✓	✓
Report from real time servers e.g., OPC	✓	✓	✓	✓
Report from relational databases e.g., SQL Server	option	option	✓	✓
Report from historians e.g., OPC-HDA	option	option	option	✓
Interactive reporting from the local workstation	✓	✓	✓	✓
One year of product support and major upgrades	option	✓	✓	✓
Analytic calculations from real time servers		✓	✓	✓
Report from analytic server		✓	✓	✓
Secure PDF and Excel file viewer		✓	✓	✓
Automatic web site management		✓	✓	✓
Automatic output to encrypted PDF format		option	✓	✓
Automatic output to email		option	✓	✓
Interactive reporting from any networked workstation				✓
User security management				✓
Client reporting				✓
Client viewing				✓
Client report sharing				✓
Thin Client Install				✓
No Excel license required				✓

## DATA INTERFACES

**XLReporter** provides a number of interfaces to the Wonderware software products. A report can contain information from one or more of the interfaces.

### Real Time Interface

The real time interface uses the standard IDEA interface, supporting local tags in the current InTouch project. The interface provides:

- Tag browsing for real time tags available in the local workstation. This greatly simplifies the design of a report template in the Designer.
- Access to current values from the local workstation. In the context of reporting, current values can be reported as a “snapshot” or added incrementally to the report, e.g., every hour over a day.

### Historical Interface

The historical interfaces are compatible with Wonderware Historian (formerly InSQL) and, alternatively, with the InTouch log files (\*.lgh). They are available from any workstation that has access to the historical archive. Each interface provides:

- A history group builder designed with custom features to shorten development time and increase productivity.
- Tag browsing for the historical tags configured in the local workstation. This greatly simplifies the design of a report template in the Designer.
- Access to historical values from any local or networked workstation.
- Many standard calculations.
- (Wonderware Historian Only) Retrieve data from many different tables in the Historian database. Query the History table for historical data or the Live table for current values.

- (Wonderware Historian Only) Retrieve data from the Summary Tables configurable with Historian. These tables will give you averages, minimums, maximums and totals for your reports.

### **Alarm Interface**

The alarm interface uses standard OLE-DB connectivity to retrieve alarm records logged by InTouch to a Microsoft SQL Server database. It is available from any workstation that has access to the SQL Server. The interface provides:

- A database group builder designed with custom features to shorten development time and increase productivity.
- Table and column browsing configured in the local or remote alarms database. This greatly simplifies the design of a report template in the Designer.
- Access to full or partial alarm records values from any local or networked alarms database.

### **Analytic Interface**

The **XLReporter** analytic engine creates analytics from real time data and makes them available for reports. By selecting a tag from the real time server and setting a time frame, an array of statistics and other valuable information is provided.

### **Database Interface**

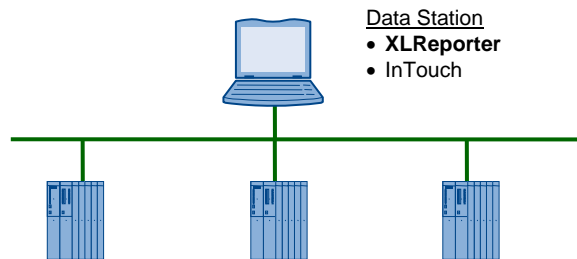
The database interface makes **XLReporter** compatible with any relational database and is available from any workstation that has access to the database. A powerful SQL (structured query language) builder creates SQL statements without needing to know SQL programming.

## ARCHITECTURES

The following illustrates typical architectures:

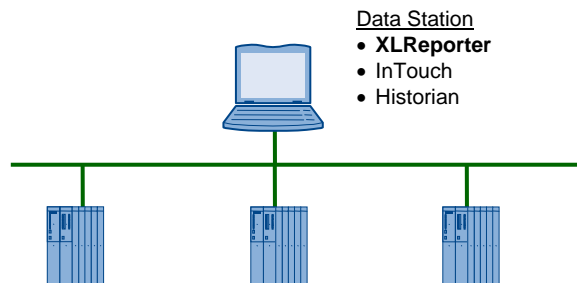
### InTouch with Local XLReporter

Real time data, historical data and alarm messages available to **XLReporter**.



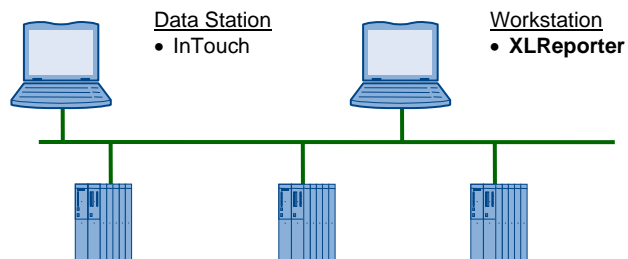
### InTouch, Wonderware Historian with a Local XLReporter

Real time data, Historical data and alarm messages available to **XLReporter**.



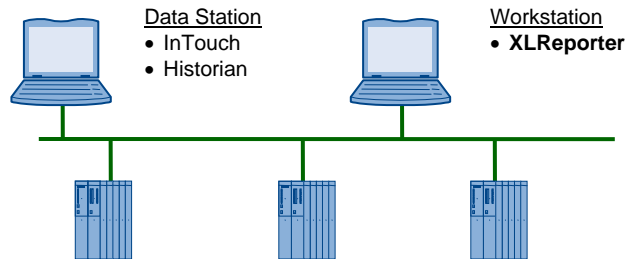
### InTouch with a Remote XLReporter

Historical data and alarm messages available to **XLReporter**.



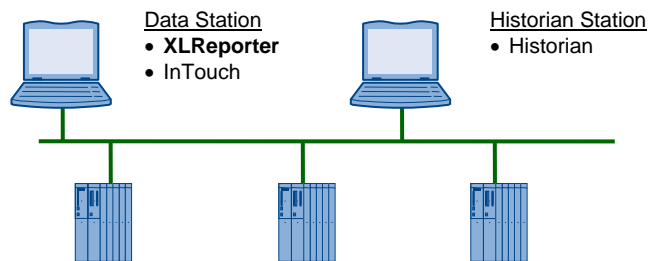
**InTouch, Wonderware Historian with a Remote XLReporter**

Historical data and alarm messages available to **XLReporter**.



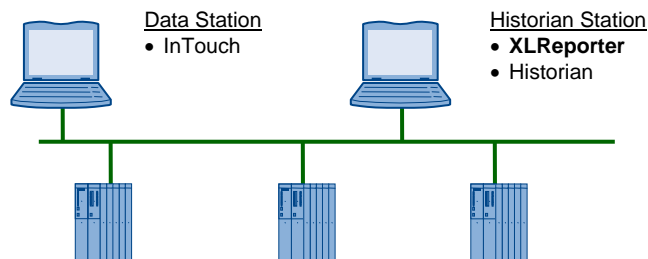
**InTouch, Remote Wonderware Historian with a Local XLReporter**

Real time data, Historical data and alarm messages available to **XLReporter**.



**InTouch, Remote Wonderware Historian with a Remote XLReporter**

Historical data and alarm messages available to **XLReporter**.



**InTouch, Remote Wonderware Historian with Remote XLReporter Team Stations**  
Historical data and alarm messages available to all **XLReporter Team Stations**.

